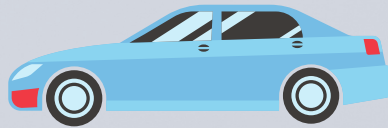






March Week 1

Create a rhythm
in your home
that leverages
routine times to
influence your
child every week.




Memory Verse:

"Love each other (*hug yourself*)
as I (*point up*)
have loved you." (*point thumbs
to chest*)
John 15:12 (*open hands like a
book*)

Morning Time

When you go into your child's room,
say, "Good morning! It's time to
wake up and love like Jesus! I'm going
to start by loving . . . YOU!" Hug your
child or tickle their tummy when you
say, "YOU!"



Game:

Catch the light: Adult will have a flashlight or laser. The adult will point it towards a black piece of construction paper located around the room. Kids will "run" to where they see the light. Next you can take a piece of construction paper and cover the flashlight and talk about how the dark will cover the light and also show with tissue paper how it will shine through. Make sure the lights are out for these games.- Allow kids to shine the light for you. You can also print out the lyrics for "This Little Light of Mine" and sing with kids.

Craft:

Kids will trace their hands on the page. Add the sticker "I can love like Jesus" Then use glow in the dark stickers or paint to decorate.

Bible Story Focus

When you love
like Jesus,
you will be a
light.



LIGHT OF THE
WORLD

MATTHEW 5:14-16

Who can love like
Jesus?

I can love like
Jesus!!

Jesus wants to
be my friend
forever.

