

Small Group Experience

LESSON 6 - “Jesus Is...EMMANUEL”



Watt's Up:

“Jesus Is With Me Every Single Day!”



Power Verse:

“The virgin will conceive and give birth to a son, and they will call him Emmanuel (which means ‘God with us’).”

-Matthew 1:23

Retelling The Bible Story

SUPPLY LIST:

- * Bible Story Pictures (provided; print one set)
- * Self adhesive gift wrap bows (plenty for the group to share)

TEACHER INSTRUCTIONS:

Before small group begins, print the Bible Story Pictures and study the Bible Story so you are familiar with the main events. This story spans multiple events so the pictures will be a helpful guideline and provide visual clues for what to discuss. Once small group begins, review the Bible Story by holding up the pictures one at a time. If a kid thinks they know what is happening during that part of the story, they should raise their hands and say, “GIFT!” Allow them to tell you about the picture. If they answer correctly, award them a bow. Allow other kids to answer once the first kid is done until you feel the entire story for that picture has been told. Continue on this way until you have gone through all the pictures and the story is complete.

Say - I am going to show you some pictures from our Bible Story. If you think you know what is happening in the picture, raise your hand and say, “GIFT!” I will call on someone to answer. Answer correctly and you will be awarded one bow which you will need for our next activity. Once the person has told me all they recall about the picture, I will give other people a chance as well. We will continue on this way until we have reviewed all of the pictures and completed the story.

-Hold up the pictures one at a time and review the story, guide the review and ensure that all of the main story points are highlighted-

Say - I am impressed with how well you all remembered the story. Hang onto the bows; you will need them for the next activity.

Ask - Why do you think Jesus came to Earth as a baby?

-Allow time for the kids to answer; discuss their answers with the group-

Ask - Do you think it was easy for Jesus to leave heaven and come to Earth?

-Allow time for the kids to answer; discuss their answers with the group-

(Continued on next page)

Game/Activity

SUPPLY LIST:

- * Gift wrap (or go less expensive and use toilet paper; several rolls per team)
- * Bows (from the previous activity plus extra if needed)
- * Tape

TEACHER INSTRUCTIONS:

For activity time, divide the group into teams giving each a few rolls of gift wrap or toilet paper. Each team will need to choose one person to be their GIFT. The gift will stand in the center of the group. When you say, “Go” the teams will wrap up their gift in paper and bows. Remind the kids to leave the mouth and nose areas unwrapped. Let the kids continue wrapping until you are ready for them to stop. Say, “Stop” and tell the teams to set the paper down and step back. At this point, you can pick the best wrapped gift, or simply tell them good job. This game can be played multiple rounds as time allows. It will be a fun way to reinforce the concepts in today’s lesson.

Say - In our story, Jesus came as a GIFT. I love a wrapped gift, and since we don’t seem to have any of those handy, I thought some of you could be wrapped! I am dividing you all into teams. Each team will need to choose one person to be the GIFT. The rest of the team will use the paper, tape, and bows to wrap their gift. Begin when you hear me say “Go,” and end when you hear me say “Stop.” Time to get wrapped!

-Play the game, this can be played multiple rounds as time allows-

Group Sharing

SUPPLY LIST:

- * Gift Print Piece (provided; print one per kid)
- * Pencils, crayons, or markers

TEACHER INSTRUCTIONS:

Before small group begins, print and cut the Gift Print Pieces. Once group sharing begins, give each kid a print piece and begin. Group sharing is focused on encouraging the kids to open up and discuss the lesson concepts and relate those concepts to their life. Help facilitate and guide the discussion time.

Say - Perhaps you noticed a theme running through today’s lesson. GIFTS! Gifts come in all different shapes, sizes, and types. You can receive and give gifts for special occasions or just because you feel like giving. People all around the world give gifts; it’s a global custom that spans all people. Earthly gifts are great, but I want us to take some time to talk about a gift that is out of this world, Jesus!

Ask - Why is Jesus a gift?

-Allow time for the kids to answer; discuss their answers with the group-

Say - God gave us the gift of his son Jesus. Those words can never do justice to the magnitude of the sacrifice that God made for you and me. Jesus CAME TO YOU. Jesus left heaven, a perfect paradise, where he was king to come to you.

(Continued on next page)

Ask - Why do you think Jesus made this choice?

-Allow time for the kids to answer; discuss their answers with the group-

Ask - How does it feel to know that Jesus came to you? Write your answers in the blank space on your page.

-Allow time for the kids to complete the task-

Ask - Would anyone like to share their answers?

-Allow time for the kids to share; discuss their answers with the group-

Say - Jesus gave up everything, including his life, because of the love He has for us. Jesus didn't need a vacation from Heaven. He didn't want to take a trip to check up on the oceans or go on a safari. He didn't come to Earth unaware that he would give up His life. Jesus came knowing exactly what would happen. He chose to give his life as a gift. When you think about it that way, you might wonder why He came to Earth at all. Jesus came FOR you.

Ask - How does it feel to know that Jesus came for you? Write your answers in the blank space on your page.

-Allow time for the kids to complete the task-

Ask - Would anyone like to share their answers?

-Allow time for the kids to share; discuss their answers with the group-

Say - Jesus came to Earth and gave His life, but then what? All of that stuff happened thousands of years ago.

Ask - Is Jesus still a part of our lives today?

-Allow time for the kids to answer; discuss their answers with the group-

Say - Jesus is Emmanuel which means God with us. He wasn't a gift for a certain people or time or place, Jesus is a gift forever and for everyone. Jesus is always with you.

Ask - How does it feel to know that Jesus is always with you? Write your answers in the blank space on your page.

-Allow time for the kids to complete the task-

Ask - Would anyone like to share their answers?

-Allow time for the kids to share; discuss their answers with the group-

Prayer Time


Say - How awesome to know that we are so loved that God gave us His son Jesus. Let's thank God for the gift of Jesus.
(PRAY)

(Continued on next page)

Closing

Say - The story of Jesus coming to Earth is amazing. He left heaven as king and came to Earth as a baby. He grew up and lived life just like any other kid. He became a man and began his special ministry. He did miracles and wondrous things. He was arrested, tried, and then willingly gave his life as a ransom for the sins of all mankind. He rose from the grave and ascended to Heaven where he awaits the day that He returns for all of those who have trusted Him with their life! The life, death, and reign of Jesus are a GIFT! Emmanuel is with us, and we can celebrate this season knowing that the God of all heaven and Earth is with us and loves us forever! Thank you for coming today! I will see you again soon!









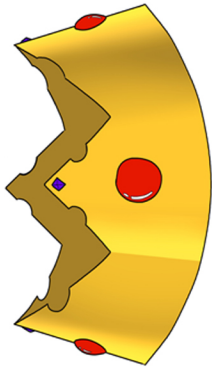





JESUS CAME TO ME




JESUS CAME TO ME



JESUS CAME FOR ME



JESUS CAME FOR ME



JESUS IS ALWAYS WITH ME



JESUS IS ALWAYS WITH ME

