


Small Group Experience

LESSON 3 - “Confusion”



Watt's Up:

“I Will Follow God's Word & Do What's Right!”



Power Verse:

“My thoughts are nothing like your thoughts,” says the Lord. “And my ways are far beyond anything you could imagine.”

-Isaiah 55:8

Retelling The Bible Story

SUPPLY LIST:

- * Comic Print Piece (provided; print one per kid)
- * Pencils, crayons, or markers

TEACHER INSTRUCTIONS:

Before small group begins, review the events of the Bible Story, and print the Comic Print Pieces. Once small group begins, pass out the print pieces. To review the Bible Story, kids will have to fill up the comic strip by completing the drawings. The boxes have clues as to what they should be drawing. When completed, the comic strip will be a walk through the Bible Story events. The drawings should be completed stick man style. Help fill in any gaps in the story line as needed!

Say - I am really confused about our story review. I was hoping to review the story with this comic strip, but a lot of the pictures are missing. Apparently the person drawing the illustrations decided to make the wrong choice and give up. I need your help to do the right thing and complete the cartoon pictures of our story. Each square has a clue to let you know what to draw. The first two squares are already completed so you can get an idea of what to do. The only rule is that your drawings must be done stick man style!

-Allow time for the kids to complete the task-

Say - It looks like you all did some pretty awesome drawings. Thanks for making the right choice!

Ask - Would anyone like to share about their drawings and tell about “David In The Cave Of Confusion?”

-Allow time for the kids to share; discuss the story with the group-

Game/Activity

SUPPLY LIST:

- * I'm So Confused Print Piece (provided; print one set)
- * Something to keep time

(Continued on next page)

TEACHER INSTRUCTIONS:

Before small group begins, print and cut the I'm So Confused Print Pieces. Once activity time begins, divide the group into teams. Shuffle the I'm So Confused cards and place them in a pile face down. To play the game, teams will choose one member to be it. That person will sit near the pile of cards. Set the timer for one minute. When everyone is ready to begin, start the timer and say go. The person who is it will draw the top card and look at the word. They may not show it to anyone else but you! The goal is to get their team to guess the word on the card, but they cannot say the word itself. If they say the word, their turn is over immediately. They can give verbal clues, do motions, or even sing hints. If the team guesses the word on the card, they can move to the next card. The goal is to get as many cards as possible in one minute. At the end of the minute, add up the total cards and set them aside. It is now time for the next team to do the same process. Continue on this way, switching players each round, and until all of the cards have been used. If a player is having a particularly hard time with a card, you may choose to whisper hints so they can give better clues. If you are playing with a young group, you may allow two team members to give clues, so they will have someone to help with ideas. This game can be played multiple rounds as time allows.

Say - David was confused, but in the end he made the right choice. You're about to face some pretty confusing situations, and I hope you make the right choices too! I am dividing you all into teams so we can play a game called, "I'm So Confused!" I have a stack of cards that I am placing face down. On each card is a word, doesn't sound very confusing so far! Each team will choose one person to be it. When it is your teams turn, your chosen team member will come and sit by the cards. I will start a timer and say go. The player will pick up the top card and look at the word. You may NOT show the word on the card to anyone but me. The goal is to get your team to guess the word on the card, but you CANNOT say the word itself. If you say the word, your turn is over immediately. You can give verbal clues, do motions, or even sing hints. If your team guesses the word on the card, you can move to the next card. Try to get through as many cards as possible in one minute. At the end of the minute, I will add up the total cards and set them aside so the next team can have a turn. We will continue on this way until all of the cards have been used. The team with the most correctly guessed cards wins!

-Play the game; this can be played multiple rounds as time allows-

Group Sharing**SUPPLY LIST:**

- * What Do You Do Print Piece (provided; print one set)
- * Bibles (several for the group to share)
- * Scratch paper (enough are the group to share)
- * Pencils, crayons, or markers

TEACHER INSTRUCTIONS:

Before small group begins, print and cut the What To Do Print Pieces. Once group sharing begins, divide the group into three teams. Give each team one of the What To Do Print Pieces and begin.

Say - During our last activity, we practiced trying to find the right answer in the midst of confusion. That was a fun way to approach the topic, but I would like us to take another look at what to do when faced with confusing decisions. Choices aren't always easy to make, right answers aren't always totally obvious, and our emotions aren't always on our side.

Ask - Can our emotions be deceiving? Why?

-Allow time for the kids to answer; discuss their answers with the group-

(Continued on next page)

Ask - Can we always trust our feelings? Why or why not?

Say - Each team has a card with a different situation. Read and discuss the situation with your team, and then look up the Bible verse together. Talk about what the Bible has to say and how that would affect your choices in that situation. Use the extra paper to write down any thoughts along the way.

-Allow time for the teams to complete the task-

Ask - Which team had Card 1? Please read your situation out loud to the group and share your thoughts.

-Allow time for the team to read their card aloud and share their thoughts. Discuss answers and the situation with the group-

Ask - Which team had Card 2? Please read your situation out loud to the group and share your thoughts.

-Allow time for the team to read their card aloud and share their thoughts. Discuss answers and the situation with the group-

Ask - Last but not least, Card 3. Please read your situation out loud to the group and share your thoughts.

-Allow time for the team to read their card aloud and share their thoughts. Discuss answers and the situation with the group-

Ask - Can we always trust the Bible? Why or why not?

-Allow time for the kids to answer; discuss their answers with the group-

Ask - How does the Bible help guide us when we are faced with confusing choices?

-Allow time for the kids to answer; discuss their answers with the group-

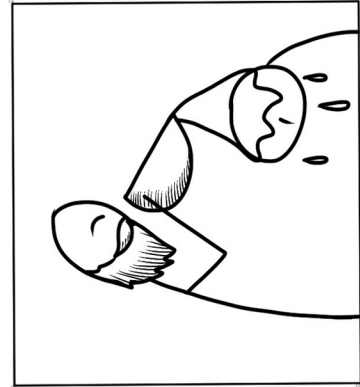




Prayer Time






Say - I am really thankful for God's word. It is a light to guide us when the path seems unsure. Let's thank God for his Word, and ask Him to help us make choices that are pleasing to Him! (PRAY)

Closing

Say - David must have been so confused. He was hiding in a cave, frightened for his life, when all of a sudden his enemy showed up. King Saul didn't even know that David was in the cave! David had been on the losing side of things, but now he definitely had the advantage. King Saul was his for the taking. He must have considered taking his revenge. For a moment David probably thought, "Serves him right for threatening me, killing people, and trying to end my life!" It was an emotional situation for David. What was he to do? His men wanted him to end Saul. After all, ending Saul would mean ending the threat on David's life! It seemed to make sense. Thankfully, David didn't listen to his emotions, or his men. David made his decision based on the commands of God, what he knew was right. David spared Saul's life, and more importantly, he did the right thing. David made a Godly choice. When we are faced with tough choices that cause confusion, we should follow David's example. We should do what is right no matter what! We should make the Godly decision, follow God's word, and please Him in every decision. Thank you for coming today! I will see you again soon.

DAVID AND THE CAVE OF CONFUSION!

				
DAVID'S ANOINTED KING	SAUL IS JEALOUS AND COMES AFTER DAVID	DAVID RUNS FOR HIS LIFE	DAVID HIDES IN A CAVE	SAUL STOPS TO REST IN THE SAME CAVE

				
DAVID'S MEN SAY, "GET HIM! NOW IS YOUR CHANCE!"	DAVID IS CONFUSED BY THE CHOICE AT HAND	DAVID CUTS OFF A PIECE OF SAUL'S ROBE	DAVID SHOWS SAUL THE PIECE OF ROBE	KING SAUL IS THANKFUL AND LEAVES DAVID

DAVID

KNIFE

SAUL

CONFUSED

KING

SOLDIER

RUN

CAVE

HIDE

HORSE

CHASING

CHANGE

BIBLE

SAME

HAPPY

FOLLOW

OBEY

RIGHT

FEELINGS

SIN

CHOOSE

YELLED

THOUGHTS

LEFT

IMAGINE

GOOD

LOOKING

REST

SNEAK

STOP

YOU'RE HANGING OUT WITH A GROUP OF FRIENDS WHEN ONE OF THEM MENTIONS A RUMOR THEY HEARD ABOUT ONE OF YOUR CLASSMATES. EVERYONE IN THE GROUP IS ADDING THEIR COMMENTS AND OPINIONS. YOUR FRIENDS ARE LAUGHING AND HAVING A BLAST. THE GROUP TURNS TO YOU, WAITING TO HEAR WHAT YOU HAVE TO SAY. YOU KNOW EXACTLY WHAT YOU WANT TO SAY, AND THE PERSON YOU'RE TALKING ABOUT IS NOT AROUND. IT'S NOT LIKE THEY WILL HEAR WHAT'S BEING SAID. WHAT DO YOU DO?

EPHESIANS 4:29

YOU HAVE BEEN STUDYING FOR A BIG MATH TEST. YOU ARE PRETTY NERVOUS, BUT HOPEFUL THAT YOUR STUDYING WILL PAY OFF. THE DAY BEFORE THE TEST THE TEACHER ASKS YOU TO HELP HAND OUT PAPERS AND HANDS YOU A LARGE STACK OF PAPERWORK FROM HER DESK. YOU PASS OUT ALL THE PAPERS, KEEPING THE LAST SET FOR YOURSELF. AS YOU LOOK THROUGH THE PAPERS YOU SUDDENLY DISCOVER A COPY OF THE ANSWERS TO TOMORROW'S MATH TEST IN THE STACK. THE TEACHER MUST HAVE ACCIDENTALLY GRABBED THE ANSWERS WITH THE STACK OF PAPERS. YOU COULD GLANCE OVER THEM BEFORE PLACING IT BACK ON HER DESK. SHE WILL NEVER KNOW IT WAS MISSING. YOU COULD TAKE IT HOME AND STUDY THE ANSWERS AND COUNT IT AS GOOD LUCK. THOUGHTS RACE THROUGH YOUR MIND, WHAT DO YOU DO?

PROVERBS 12:22

YOUR PLAYING OUTSIDE WITH YOUR NEIGHBOR WHEN THEY ASK IF YOU CAN COME OVER TO THEIR HOUSE TO WATCH SOME TV. YOU ASK PERMISSION, AND YOUR PARENTS SAY YES. THEY REMIND YOU OF THE RULES, INCLUDING WHICH SHOWS YOU SHOULDN'T WATCH. HAPPILY YOU AGREE AND HEAD OVER TO YOUR FRIENDS. YOU ENJOY SNACKS AND A FEW EPISODES OF YOUR FAVORITE SHOW AND YOU'RE HAVING A GREAT TIME TOGETHER. THEN YOUR FRIEND SUGGESTS THAT YOU PLAY HIS NEW VIDEO GAME HE GOT FOR HIS BIRTHDAY. AS SOON AS YOU SEE THE CASE, YOU KNOW IT'S A GAME YOU'RE NOT ALLOWED TO PLAY. YOUR PARENTS DIDN'T SPECIFICALLY MENTION VIDEO GAMES WHEN THEY REMINDED YOU OF THE RULES. YOUR FRIEND REALLY WANTS TO PLAY THE GAME, AND YOU DON'T WANT TO DISAPPOINT HIM OR BE EMBARRASSED. YOUR PARENTS PROBABLY WON'T KNOW IF YOU PLAY FOR JUST A LITTLE WHILE. WHAT DO YOU DO?

EPHESIANS 6:1