

Fiction Covers Made Easy

Copyright 2012 by James J Jones

Duplication prohibited

Notice

This eBook and supplementary material was created to provide specific information regarding the subject matter covered. Every attempt has been made to verify the information provided in this material however neither the author nor the publisher are responsible for any errors, omissions, or incorrect interpretations of the subject matter.

Information contained within this material is subject to local, state, federal and international laws. The reader is advised to consult with a licensed professional for legal, financial and other professional services.

The reader of this material assumes responsibility for the use of this information. Adherence to all applicable laws and regulations governing professional licensing, business practices, advertising and all other aspects of doing business in the United States or any other jurisdiction is the sole responsibility of the reader.

The author and publisher assume no responsibility or liability whatsoever for the use or misuse of the information contained within these materials.

Fiction Covers Made Easy is Copyright 2012 by James J. Jones.
Reproduction without permission is prohibited.

I've found a great source for images that will allow even a complete beginner to create amazingly stunning covers in less than ten minutes.

The site is Fotolia.com and although the images are not free that are very cheap.

The key to using Fotolia.com is to do keyword searches using what I call "mood words" for lack of a better term.

Here are the mood words I use:

Abracadabra
Alchemy
Apparition
Astrology
Chimera
Dreamlike
Enchantment
Enigma
Exorcism
Fairyland
Fantasy
Foreboding
Fortune-Telling
Hallucination
Illusion
Incantation
Magic
Magnetism
Mystification
Nightmare
Oracle
Prophecy
Puzzle
Rebus
Rune
Secrecy
Soothsaying
Sorcery
Supernatural
Superstition
Surreal
Thriller
Trickery
Utopia
Vampire
Voodoo

Witch
Witchcraft
Wizardry

Example:


Let's say I have a horror book about a want to be witch who's trying to cast a spell and accidentally opens up a portal to another dimension. And there are all sorts of monsters that come out of the portal she has to send back.

So, I would pick a "mood word" from my list having to do with magic or witchcraft.

Let's just go with "witch."

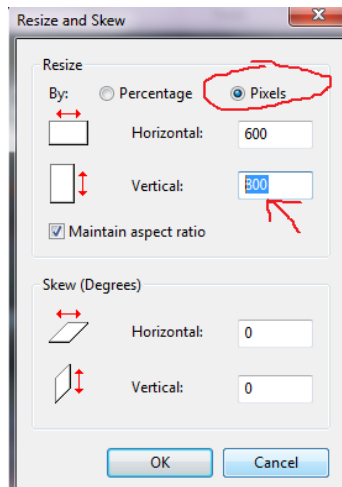
Go to Fotolia.com and use the search tool to search for the keyword: witch

Here's an image I found:



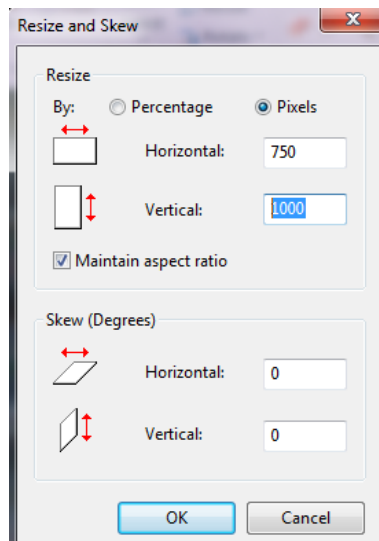
(note: the image is actually 600 x 800, I reduced the size to fit in this document)

Select the Pixel option:



Place your cursor in the Vertical text box that you will be adjusting (normally the largest number)

Change the 800 to 1000. Make sure the “Maintain aspect ratio” is checked and the Horizontal number will adjust automatically to the proper size.



Click OK and the image resizes to 750 x 1000.


Next I'll just add my title:



Then my pen name:



And it's done:



Total cost: \$3.54

Total time: less than 10 minutes.